





# OUTER IMPACT

## MICRO RED DOT PATTERN INSTALLATION INSTRUCTIONS

**WARNING:** Failure to follow all installation guidelines including recommended torque specifications can lead to property damage and/or bodily harm

The RED circles indicate locations for 2 alignment pin posts

The BLACK circles indicate locations for mounting screws – Torque to 12in/lbs.

Sight Manufacturer	Sight Models	Screws Used
Swampfox	Sentinel	M3 x 8 
Springfield	Wasp	
J-Point	Micro	M3 x 6 
Crimson Trace	1500/1550	OEM Screws
Shield	RMSc/SMSc	M3 x 8 
Riton	3 Tactix MPRD 2.0 X3 Tactix V2	
SOUSA	DARC Micro	
Vector Optics	Frenzy S	M3 x 8 Socket Head Cap Screw
Holosun	407/507K	M3 x 9 
Vortex	Defender CCW	
Athlon	Midas EDC	
Romeo	Zero	M3 x 10
	